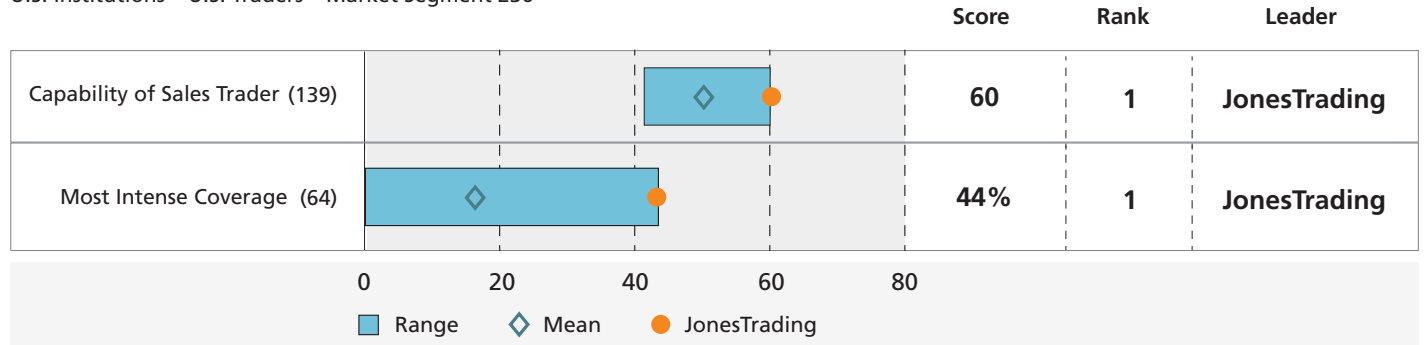


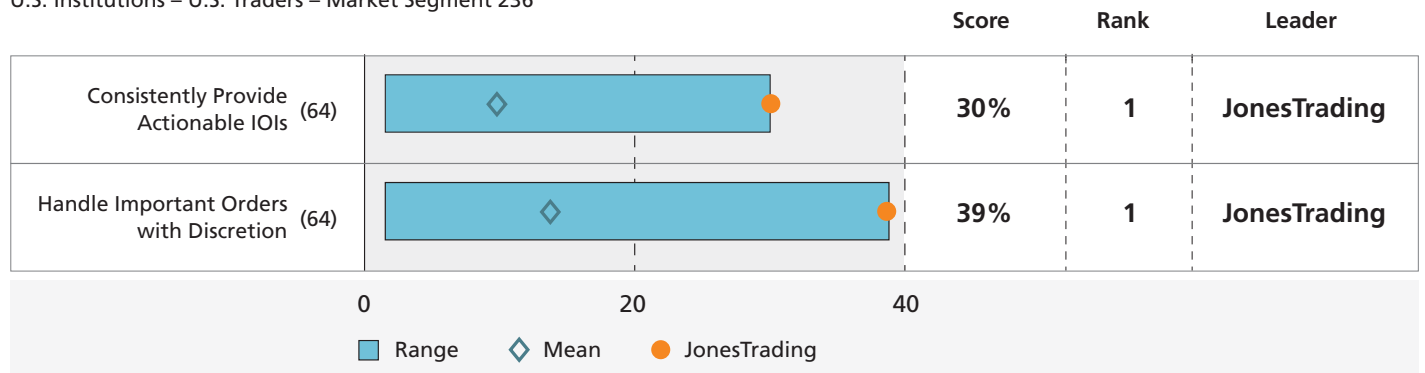
JonesTrading - U.S. Equity Sales Trading Performance

U.S. Institutions – U.S. Traders – Market Segment 236



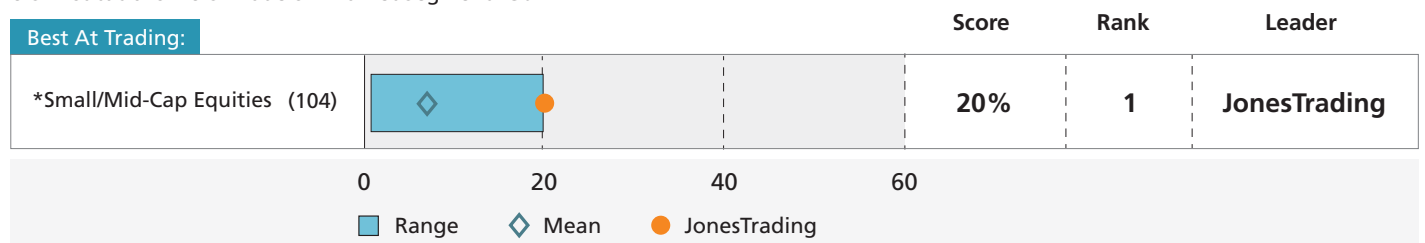
JonesTrading - U.S. Equity Execution Performance

U.S. Institutions – U.S. Traders – Market Segment 236



JonesTrading - Relative U.S. Equity Trading Coverage

U.S. Institutions – U.S. Traders – Market Segment 236



*Percentage of institutions' U.S. equity commissions related to small/mid-cap trades rose modestly to 43% on average (according to 2021 Greenwich Survey)

- (1) Greenwich Associates surveyed 236 accounts and 139 accounts that responded to the question. "Can you evaluate the brokers that you use on the Capability of their Sales Trader". JonesTrading received a score of 60 points. That ranked JonesTrading #1 broker as part of this survey.
- (2) Greenwich Associates surveyed 236 accounts and 64 accounts that responded to the question. "Who are your top 4-5 brokers for Most Intense Coverage". 44% responded JonesTrading. That ranked JonesTrading #1 broker as part of this survey.
- (3) Greenwich Associates surveyed 236 accounts and 64 accounts that responded to the question. "Who are your top 4-5 brokers who Consistently Provide Actionable IOIs". 30% responded JonesTrading. That ranked JonesTrading #1 broker as part of this survey.
- (4) Greenwich Associates surveyed 236 accounts and 64 accounts that responded to the question. "Who are your top 4-5 brokers who Handle Important Order with Discretion". 39% responded JonesTrading. That ranked JonesTrading #1 broker as part of this survey.
- (5) Greenwich Associates surveyed 236 accounts and 104 accounts that responded to the question. "Who are your top 4-5 brokers Best At Trading Small/Mid-Cap Equities". 20% responded JonesTrading. That ranked JonesTrading #1 broker as part of this survey.