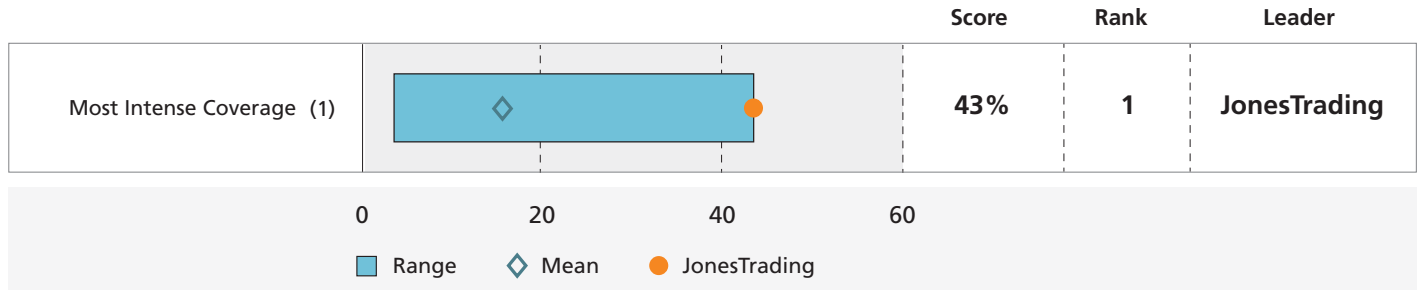


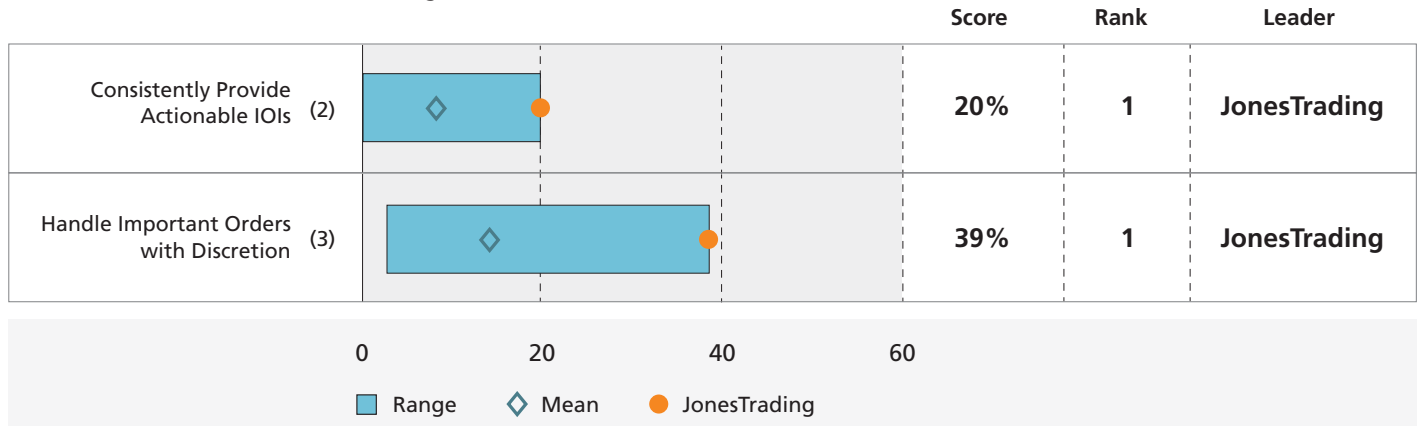
JonesTrading - Relative U.S. Equity Sales Trading Performance

U.S. Institutions – U.S. Traders – Market Segment 269



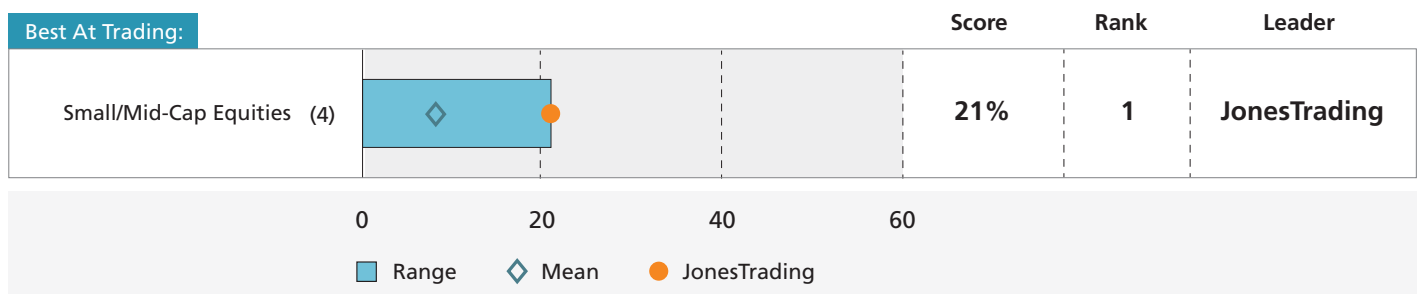
JonesTrading - Relative U.S. Equity Execution Performance

U.S. Institutions – U.S. Traders – Market Segment 269



JonesTrading - Relative U.S. Equity Trading Coverage

U.S. Institutions – U.S. Traders – Market Segment 269



GREENWICH

DATA | ANALYTICS | INSIGHTS

- (1) Greenwich Associates surveyed 269 accounts and 70 accounts that responded to the question. "Who is your top 4 broker for Most Intense Coverage". 43% responded JonesTrading. That ranked JonesTrading #1 broker as part of this survey.
- (2) Greenwich Associates surveyed 269 accounts and 70 accounts that responded to the question. "Who is your top 4 broker who Consistently Provide Actionable IOIs ". 20% responded JonesTrading. That ranked JonesTrading #1 broker as part of this survey.
- (3) Greenwich Associates surveyed 269 accounts and 70 accounts that responded to the question. "Who is your top 4 broker who Handle Important Order with Discretion Most Intense Coverage". 39% responded JonesTrading. That ranked JonesTrading #1 broker as part of this survey.
- (4) Greenwich Associates surveyed 269 accounts and 136 accounts that responded to the question. "Who is your top 4 broker who is Best At Trading Small/Mid-Cap Equities". 21% responded JonesTrading. That ranked JonesTrading #1 broker as part of this survey.